



Our newsletter this week is bursting with examples of fabulous learning in Art. We hope you enjoy seeing how creative our children have been.

# Art Extravaganza



Convention on the Rights of the Child  
Article 29: Goals of Education





# Monotype Prints

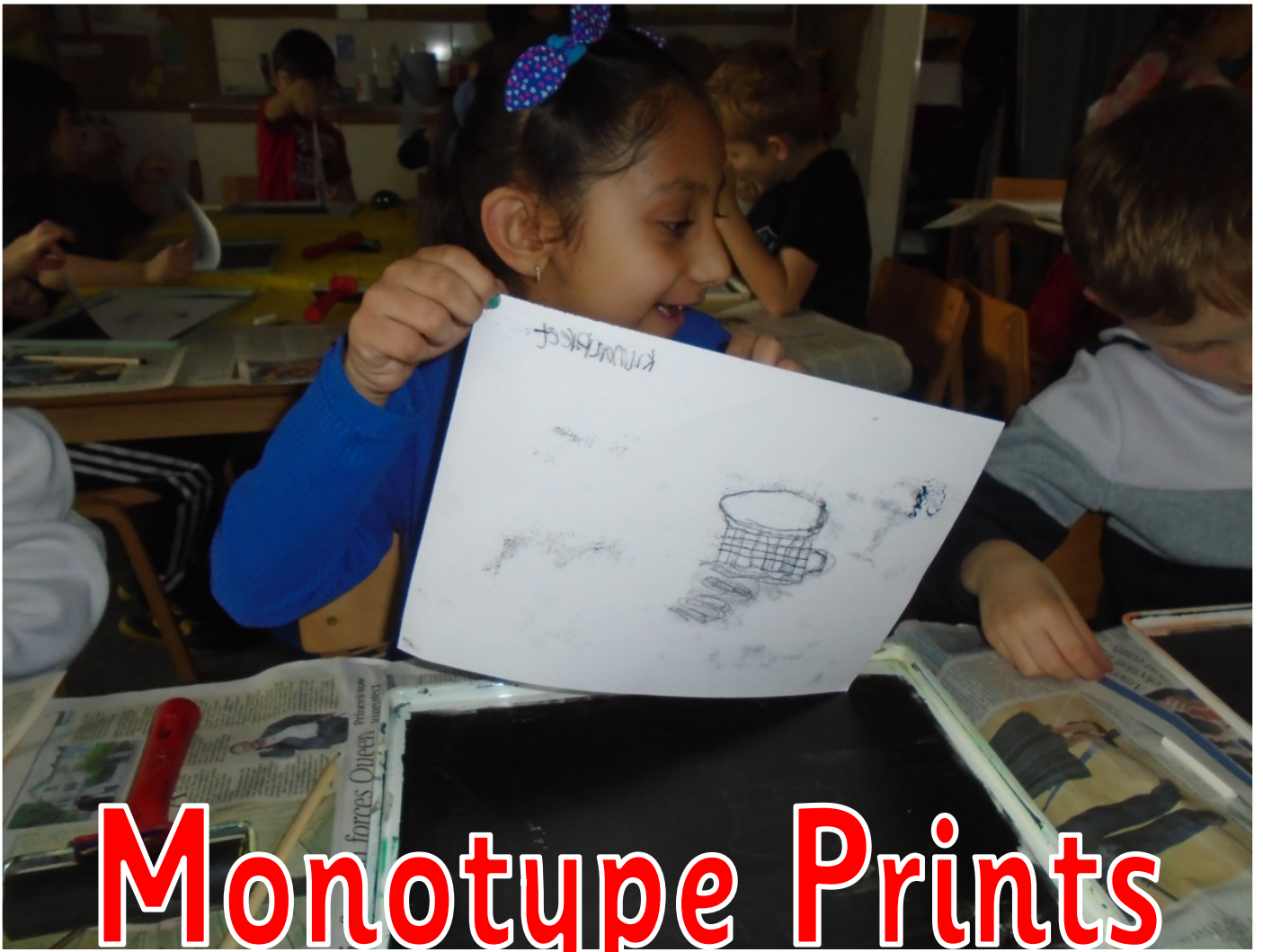
Year Two have produced monotype jungle prints inspired by the work of Botswanan artist, Xgaoc'o X'are.

Xgaoc'o grew up on a farm in the Ghanzi District in Western Botswana. He now makes mono Prints inspired by his knowledge and love of the Kalahari.

For Xgaoc'o, art gives the opportunity to put the ideas in his head on a canvas in beautiful naive forms and playful colours. His work is informed by a childhood spent working on farms and hunting with his father and brother for food.


His work is a reflection of his love of the Kalahari Desert and captures the essence of the rock art created centuries ago by his ancestors in Twyfelfontein. The oldest engravings are thought to be as old as 10,000 years





# Monotype Prints





# Monotype Prints






# Monotype Prints



Convention on the Rights of the Child  
Article 31: Leisure, Play and Culture




Year 1 have been looking at 3D art and sculpture. Pupils have created medals of their own and tried really hard to make them match their plans.



# 3D Artwork

# Inuit Art



**Enchanted Bird**

Y6 have been studying the work of Inuit artist, Kenojuak Ashevak, as part of their topic “Frozen Kingdom.”


Kenojuak was born in the outpost camp of Ikirasaq, on the southern coast of Baffin Island and her father was a hunter, fur trader and respected shaman. She first learned traditional skills from her grandmother and began carving and drawing in her twenties. She portrayed animals, humans and spirits of her surrounding environment, focusing on birds in particular.

*The Enchanted Owl* (1960), one of her earliest and most well-known works, depicts an owl that faces out toward the viewer. The texture of the body is created through dots and lines in black and white. The feathers extend out from the body and surround the bird, and the long red tail feathers reach out and curve upwards. In 1970, *The Enchanted Owl* was reproduced on a Canadian postage stamp.

You can see some examples of the children’s work on the next few pages.



**The Enchanted Owl**



**Luminous Char**

# **Inuit Art**





# Inuit Art

**Bountiful Bird**



**Preening Owl**

Children in Year Four organised objects to make still life compositions.

# Still Life Paintings



**Convention on the Rights of the Child**  
**Article 29: Goals of Education**



# Still Life Paintings

They then used watercolour paint on an ink wash background to create finished paintings.



# Light and Colour

Year Six have made mini, shoe box worlds and experimented with the effect that light and colour can have on the mood and atmosphere of their work.



# Light and Colour

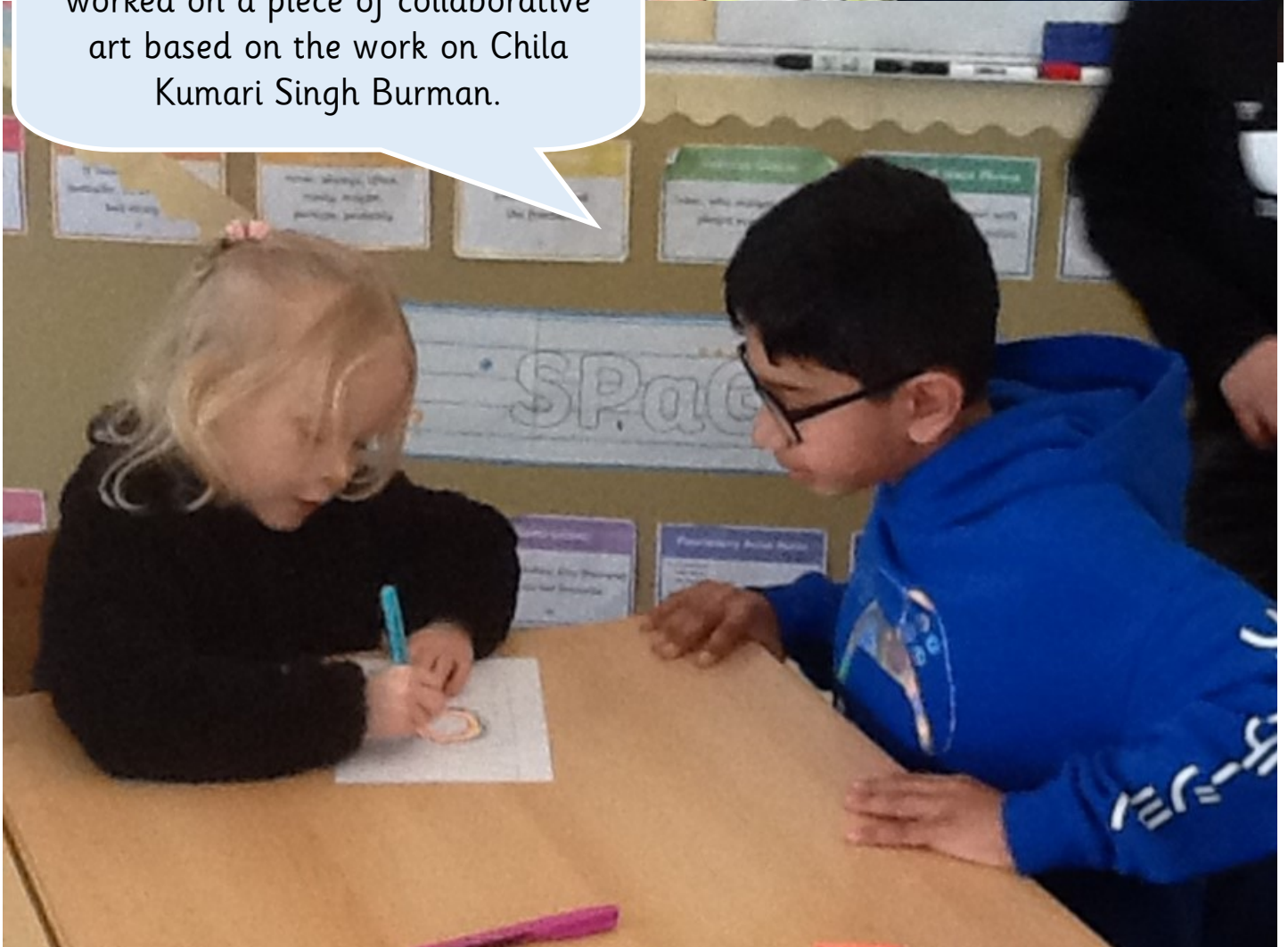



As well as being a wonderful art project, this project consolidated pupils' learning on light.

# Collaborative Art



After visiting Compton Verney, pupils in Reception and Year 6 worked on a piece of collaborative art based on the work on Chila Kumari Singh Burman.





The Year 6 children chose a word that they associated with school life and wrote it in bubble writing. They then worked with their buddy to colour the word in.

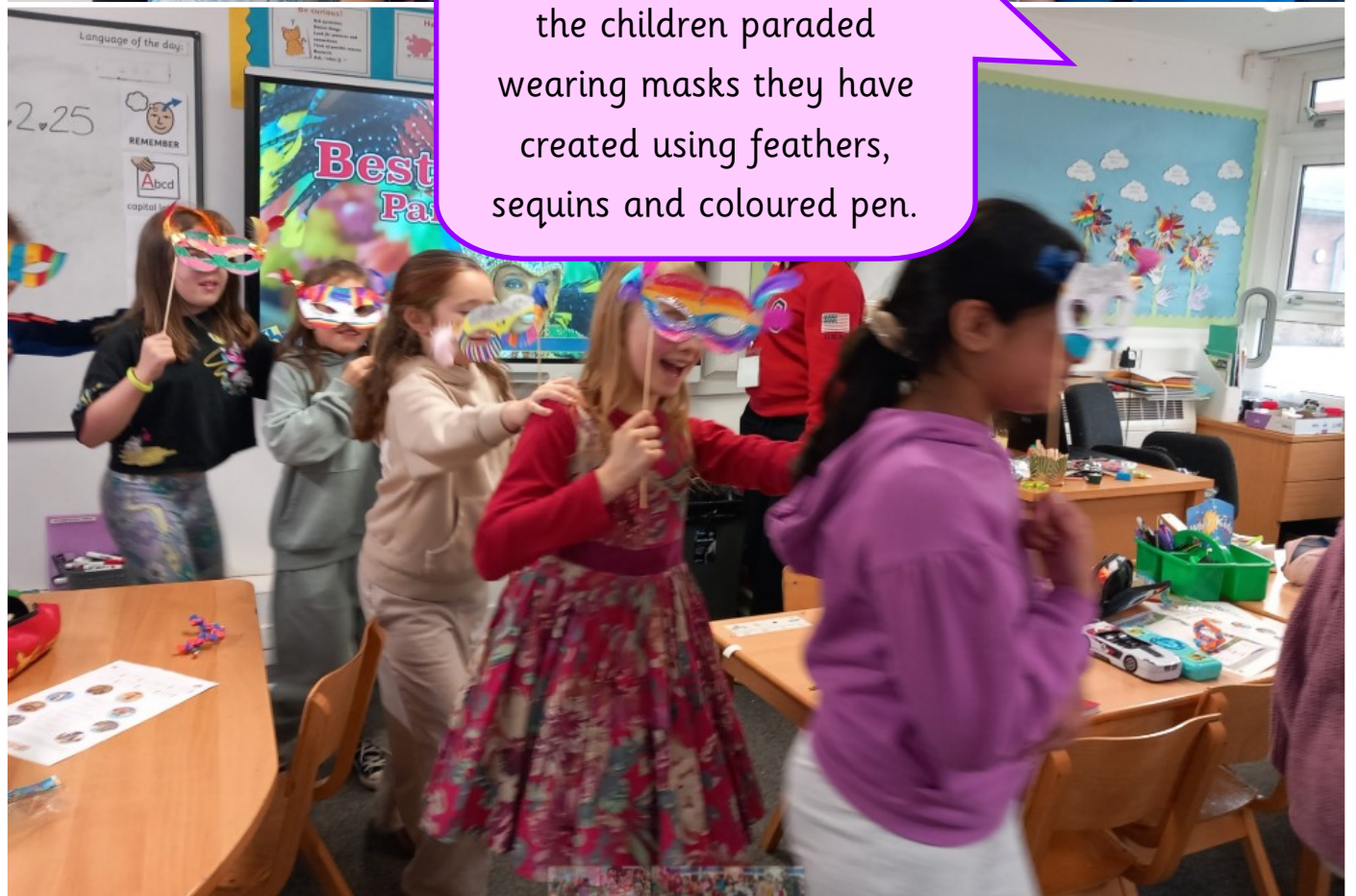
# Collaborative Art



# Carnival



It was carnival time in Y4 as the children paraded wearing masks they have created using feathers, sequins and coloured pen.







# I love You!



To celebrate Valentine's Day, Reception pupils invited their loved ones to a tea party. The hall was simply bursting with love!



I love You!





I love You!





I love You!



# Year 6 Haiku

Like a huge monster  
An unbreakable tower  
Waiting to destroy  
By Nina

Treacherous mountains  
Inexorable towers  
Waiting and waiting  
By Seb


Everlasting mass  
Jagged ice-field enchantment  
Treacherous, floating  
By Poppy

A glacial mass  
An everlasting ice-field  
Jagged glacier  
By Isla

Enchanting ice slide  
Titanic misshapen ice  
A taunting nightmare  
By Kymrhun

Everlasting ice  
Titanic's grim enemy  
Frozen floating ice  
By Joseph

The haiku is a Japanese poetry form consisting of three lines. There are five syllables in the first line, seven in the second and five in the third. A haiku captures the essence of a scene and pupils in Y6 put the form to good effect when describing a glacier as part of their "Frozen Kingdom" topic.



On Tuesday, we were visited by local councillor, Will Roberts, and Jo Harper from “Bee Friendly Schools.”

# Tree Planting



To celebrate our achievement of the silver “Bee Friendly” award, an apple tree was planted in the allotment area. The variety is “Red Falstaff” and the tree will grow up to 10m tall! We hope that lots of bees will pollinate the tree.



Y2 pupils have been learning about Captain cook's life and legacy. They used hot-seating and assumed the role of the captain

# Captain Cook



**Convention on the Rights of the Child**  
**Article 29: Goals of Education**

By asking and answering questions, they learnt that Cook travelled the world and gathered information still used in maps today.



# Dinner is Served



Children in Rainbows group have been taking turns to be the chef, helped by Claire who is our school cook.

The children have cooked up a storm in their new play kitchen and used it to role-play a café, a tea party and a restaurant.



**Convention on the Rights of the Child**  
**Article 31: Leisure, Play and Culture**



# Indoor Athletics

Well done to all of the children in Key Stage Two who competed in the indoor athletics at Ryton.



**Convention on the Rights of the Child**

**Article 14: Health**



There were some great performances in the running, jumping and throwing events.



## Mental Health in Schools Team Tips For Wellness



### Kindness

Kindness means being friendly, generous, and considerate to others. It's all about showing care and respect through our actions and our words.

**Random Acts of Kindness Day** is celebrated each year on **February 17<sup>th</sup>**, however you can practice random acts of kindness all year round!

#### Ideas for random acts of kindness

Here are some easy ideas to spread kindness:

- Give compliments – A genuine compliment can make someone's day brighter.
- Hold the door open for someone.
- Share a smile – Smiling at people can help to boost their mood.
- Send a thank you note – Write a note of appreciation to someone who has helped you.
- Be a good listener – Sometimes, all someone needs is someone to talk to.
- Help your teacher – Offer to hand out something to the class or do something to help them.
- Ask someone how their day is going – Asking someone about their day can make them feel cared for and happier.
- Pick up a piece of litter.
- Offer to help someone at home.

#### Why is being kind important?

Kindness is contagious! When you show kindness, it inspires others to do the same.

When you are kind to someone, it can help them to feel happy, it can brighten their day and boost their mood.

Kindness can help to make schools, homes and communities more welcoming and friendly. When people are kind, everyone feels more comfortable which can lead to better relationships and friendships.

**In Coventry and Warwickshire, for any urgent mental health concerns, contact the RISE Crisis Helpline available 24/7, by calling NHS 111. Alternatively, call 999 or visit A&E in an emergency, for example if medical attention is required.**

**MHST are available to support you and your school throughout the school year including term time and school holidays.**

**Please contact your school's Mental Health Lead for information and advice.**

# Diary Dates

**School closed for Half-Term holiday**

**Monday 17th February—Friday 21st February**

**Pupils return to school on Monday 24th February**

Wednesday 26th February	Y2 Swallows class assembly, 9.15am.
Tuesday 4th March	Family Learning—KS1 maths board games, 1.50—3.20pm
Wednesday 5th March	Y6 visit to The Cambridge Theatre in London to watch the stage show, “Matilda.”
Wednesday 5th March	Y3 Herons class assembly, 9.15am.
Thursday 6th March	World Book Day—”Express Yourself.”
Monday 10th March	Science Week.
Monday 10th March	YR vision screening.
Tuesday 11th March	Safer Internet Day.
Tuesday 11th March	Family Learning—KS2 maths board games, 1.50—3.20pm.
Thursday 13th March	YR Maths workshop for parents/carers, 2.30pm.
Wednesday 19th March	Y3 Doves class assembly, 9.15am.
Friday 28th March	MUFTI (non-uniform) Day. If you wear your own choice of clothes, please donate via ParentPay.
Wednesday 2nd April	Y2 Wrens class assembly 9.15am.
Thursday 3rd April	YR Writing workshop for parents/carers at 2.30pm.
Monday 7th April	Rock Steady concert, 2.15pm.

**School closed for Easter holiday**

**Monday 14th April—Friday 25th April**

**Pupils return to school on Monday 28th April**

**Please note that Monday 21st July is an INSET day and school will be closed.**



# Sydenham Superstars



YR and Key Stage One



Key Stage Two